

The Buzz about ENERGY STAR



If you are in the market to replace an appliance, purchase an Energy Star qualified appliance. ENERGY STAR qualified appliances use less energy than the federal minimum standard for energy consumption.

ENERGY STAR is a joint program of the U.S. Environmental Protection Agency and the U.S. Department of Energy helping us all save money and protect the environment through energy efficient products and practices.

ENERGY STAR qualified appliances incorporate advanced technologies that use 10 to 50% less energy and water than standard models. The money you save on your utility bills can more than make up for the cost of a more expensive but more efficient ENERGY STAR model.






An ENERGY STAR qualified appliance must carry the Energy Guide label. Energy Guide labels frequently note whether the product is ENERGY STAR qualified.

Tips for Kids



Saving energy is one of the best ways to conserve natural resources. There are many things you can do at home to help your family become more energy efficient.

Five Easy Ways to Save Energy:

-  **Turn it off:** Turn off lights, computers, TV and other electrical stuff when you aren't using it.
-  **Replace it:** Replace regular light bulbs with energy saving Compact Fluorescent Light Bulbs (CFLs).
-  **Close it:** Don't leave the refrigerator door open. Cold air escapes and this uses a lot of electricity.
-  **Shorten it:** Taking a short shower instead of a long bath can help save energy.
-  **Plant it:** Trees create shade around your house and help keep it cool.

Bee Efficient

A cartoon bee with yellow and black stripes, large eyes, and antennae is holding a small honeycomb. It is positioned to the right of the 'Bee Efficient' text.

Easy tips to help save
you real money.

Brought to you by your neighbors at



Black Warrior Electric Membership Corp.



Black Warrior Electric
Membership Corp.

Around the Hive

Water Heaters

Water heating consumes approximately 15 to 25% of household electricity, but can vary depending on tank capacity, climate and lifestyle. The average household uses around 3500 kWh of electricity to heat water annually.

- **Lower** your water heater thermostat setting to the recommend setting of 120°F. For each 10°F reduction in water temperature, you can save between 3 – 5% in energy costs.
- **Reducing** your water temperature to 120°F also slows mineral buildup and corrosion in your water heater and pipes. This helps your water heater last longer and operate at its maximum efficiency.
- **Reduce** your hot water consumption – wash clothes in cold water; install low flow fixtures; and fix all plumbing leaks.
- **Once a year**, drain a bucket of water from the bottom of your water heater. By doing this, you will remove sediment buildup that can waste energy by impeding the water element from heating the water properly.
- **Insulating** your hot water pipes reduces heat loss and can raise water temperature 2°F – 4°F hotter than non-insulated pipes can deliver. Insulate all accessible hot water pipes, especially within 3 feet of the water heater. It's also a good idea to insulate the cold water inlet pipes for the first 3 feet.


Refrigerators

Refrigerators are large energy consumers and can account for as much as 5 to 15% of a household's total energy consumption. Refrigerators run day and night, 365 days a year.

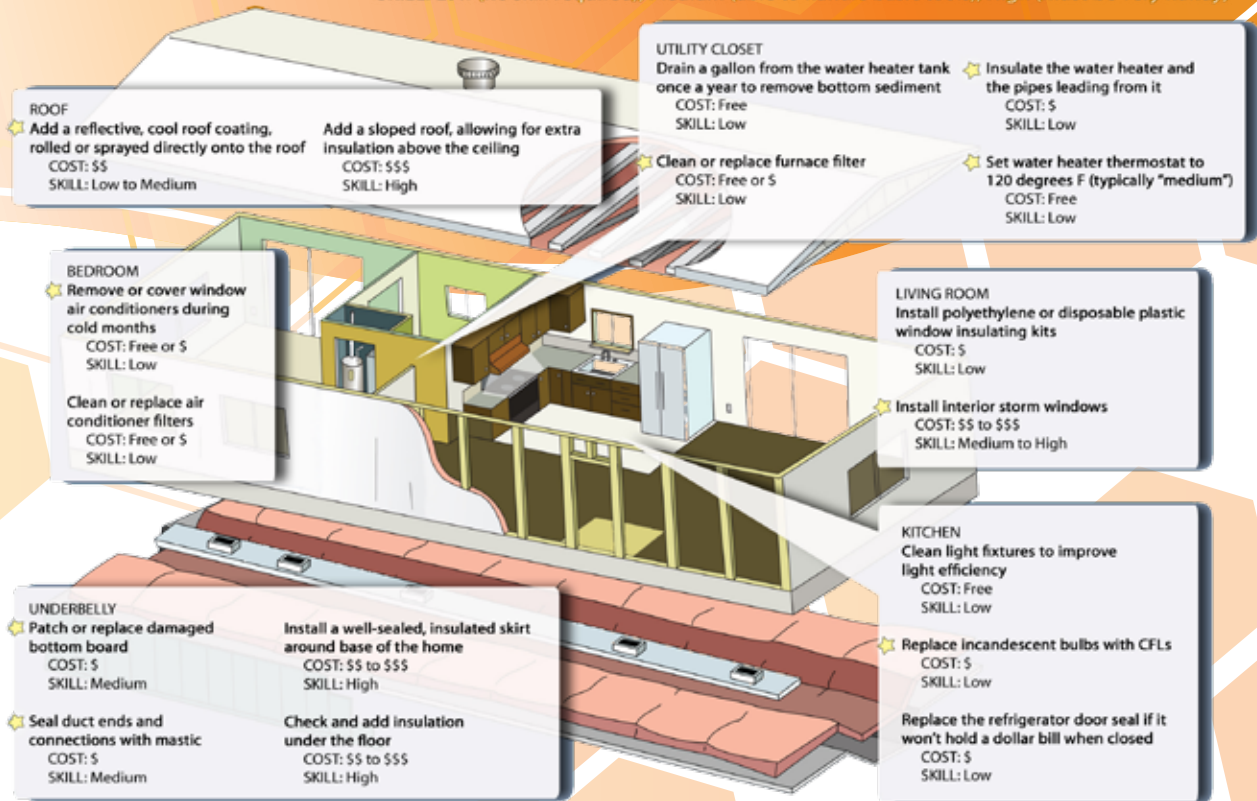
Refrigerators more than 10 years old typically consume 1000 to 2000 kWh per year. The most efficient standard household refrigerators use less than 500 kWh annually.

- **Keep outside coils clean.** Dirty coils make the compressor work longer to remove heat.
- **Make sure seals fit** tightly when doors close.

The Energy Efficient Manufactured Home

The tips listed offer simple ways to make your manufactured home more energy efficient. Items marked with  provide great energy savings relative to cost.

- **COST:** Free (no cost); \$ (less than \$100); \$\$ (between \$100 and \$500); \$\$\$ (more than \$500)
- **SKILL:** Low (no skill required); Medium (able to handle basic tools); High (must be very handy)



These tips and related how-to information can be found in *Manufactured Homes: Saving Money by Saving Energy*, a guide by the U.S. Department of Housing and Urban Development Office of Policy Development and Research, available at www.huduser.org.

- **Setting** your freezer below 0° or your refrigerator below 37° uses extra energy.

Laundry

Washing and drying clothes can be a drag – don't let them be costly as well. Laundry can account for up to 10% of your monthly electric bill. There are things you can do to minimize these costs.

- **Keep it cold.** Wash clothes in cold water only. Use warm water only when necessary. Manufacturers of

detergents are making cold water detergents now so you don't have to sacrifice cleanliness to save money.

- **Wash and dry** clothes in full loads only. Small loads and full loads use the same amount of electricity.
- **Keep your lint filter clean.** Clean it after every load. A clogged lint filter reduces the dryer's ability to dry effectively.
- **Do as Granny did** – use a clothes line. The sun doesn't cost you a thing.

